

Date: 19th April, 2019

To,

The Secretary,
The Calcutta Stock Exchange Limited
7, Lyons Range, Dalhousie,
Murgighata, B B D Bagh, Kolkata,
West Bengal – 700001

Dear Sir/Madam,

Sub.: Submission of Quarterly shareholding pattern under Regulation 31(1)(b) of SEBI (LODR) Regulations, 2015.

Scrip Code: 21154

With regard to the captioned subject, we hereby submit you the Shareholding Pattern for the Quarter ended on 30th June, 2019 pursuant to Regulation 31(1)(b) of SEBI (Listing Obligations and Disclosure Requirements) Regulations, 2015.

Kindly take the same on your record and acknowledge the receipt of the same.


Thanking you,

Yours sincerely,

For Konark Builders & Developers Limited



Dipen Limbani
Managing Director



Encl.: Shareholding pattern as mentioned above

Table I - Summary Statement holding of specified securities

Category	Category of shareholder	Nos. of shareholders	No. of fully paid up equity shares held	No. of Partly paid-up equity shares held	No. of shares underlying Depository Receipts	Total nos. shares held	Shareholding as a % of total no. of shares (calculated as per SCRR, 1957) As a % of (A+B+C2)	Number of Voting Rights held in each class of securities				No. of Shares Outstanding convertible securities (including Warrants)	Shareholding, as a % assuming full conversion of convertible securities (as a percentage of diluted share capital) As a % of (A+B+C2)	Number of Locked in shares		Number of Shares pledged or		Number of equity shares held in dematerialized form
								No of Voting Rights			Total as a % of (A+B+C)			No. (a)	As a % of total Shares held (b)	No. (a)	As a % of total Shares held (b)	
								Class:Equity	Class:gy	Total								
(I)	(II)	(III)	(IV)	(V)	(VI)	(VII)=(IV)+(V)+(VI)	(VIII)	(IX)				(X)	(XI)=(VII)+(X)	(XII)		(XIII)	(XIV)	
(A)	Promoter & Promoter Group	1	799200	0		799200	25.84					0	25.84	0	0	0	0	0
(B)	Public	93	2293300	0		2293300	74.16					0	74.16	0	0	0	0	0
(C)	Non Promoter- Non Public																	
(C1)	Shares underlying DRs	0	0	0		0	0					0	0	0	0	0	0	0
(C2)	Shares held by Employee Trusts	0	0			0	0					0	0	0	0	0	0	0
	Total	94	3092500	0		3092500	100					0	100	0	0	0	0	0




Table II - Statement showing shareholding pattern of the Promoter and Promoter Group

	Category & Name of the Shareholders	PAN	No. of shareholder	No. of fully paid up equity shares held	Partly paid-up equity shares held	Nos. of shares underlying Depository Receipts	Total nos. shares held	Shareholding % calculated as per SCRR, 1957 As a % of (A+B+C2)	Number of Voting Rights held in each class of securities				No. of Shares Underlying Outstanding convertible securities (including Warrants)	Shareholding, as a % assuming full conversion of convertible securities (as a percentage of diluted share capital) as a % of A+B+C2	Number of Locked in shares		Number of Shares pledged or otherwise encumbered		Number of equity shares held in dematerialized form
									No of Voting Rights			Total as a % of Total Voting rights			No. (a)	As a % of total Shares held (b)	No. (a)	As a % of total shares held (b)	
									Class X	Class Y	Total								
	(i)	(ii)	(iii)	(iv)	(v)	(vi)	(vii)=(iv)+(v)+(vi)	(viii)	(ix)				(x)	(xi)=(vii)+(x)	(xii)		(xiii)		(xiv)
1	Indian																		
(a)	Individual/Hindu Undivided Family		1	799200	0		799200	25.84					0	25.84	0	0.00	0	0.00	0
	MADAN GOPAL	ABSPT2098N		799200	0		799200	25.84					0	25.84	0	0.00	0	0.00	0
(b)	Central Government/State Government(s)		0	0	0		0	0					0	0.00	0	0.00	0	0.00	0
(c)	Financial Institutions/Banks		0	0	0		0	0					0	0.00	0	0.00	0	0.00	0
(d)	Any Other (Specify)		0	0	0		0	0					0	0.00	0	0.00	0	0.00	0
	Sub Total [A][1]		1	799200	0		799200	25.84					0	25.84	0	0.00	0	0.00	0
2	Foreign																		
(a)	Individual/Non Resident Individual/Foreign Individual		0	0	0		0	0					0	0.00	0	0.00	0	0.00	0
(b)	Government		0	0	0		0	0					0	0.00	0	0.00	0	0.00	0
(c)	Institutions		0	0	0		0	0					0	0.00	0	0.00	0	0.00	0
(d)	Foreign Portfolio Investor		0	0	0		0	0					0	0.00	0	0.00	0	0.00	0
(e)	Any Other (Specify)		0	0	0		0	0					0	0.00	0	0.00	0	0.00	0
	Sub Total [A][2]		0	0	0		0	0					0	0.00	0	0.00	0	0.00	0
	Total Shareholding of Promoter and Promoter Group		1	799200	0		799200	25.84					0	25.84	0	0.00	0	0.00	0





Table III - Statement showing shareholding pattern of the Public shareholder

	Category & Name of the Shareholders	PAN	Nos. of share holder	No. of fully paid up equity shares held	Partly paid-up equity shares held	Nos. of shares underlying Depository Receipts	Total nos. shares held	Shareholding % calculated as per SCRR, 1957 As a % of (A+B+C2)	Number of Voting Rights held in each class of securities			No. of Shares Underlying Outstanding convertible securities	Total shareholding, as a % assuming full conversion of convertible securities (as a percentage of diluted share capital)	Number of Locked in shares		Number of Shares pledged or otherwise encumbered		Number of equity shares held in dematerialized form
									No of Voting Rights		Total as a % of Total Voting rights			No. (a)	As a % of total Shares held (b)	No. (Not applicable) (a)	As a % of total shares held (Not applicable) (b)	
									Class X	Class Y								
	(I)	(II)	(III)	(IV)	(V)	(VI)	(VII)=(I)+(V)+(VI)	(VIII)	(IX)			(X)	(XI)=(VII)+(X)	(XII)		(XIII)	(XIV)	
1	Institutions																	
	(a) Mutual Fund		0	0	0	0	0	0				0	0	0.00	0	0.00	0	0
	(b) Venture Capital Funds		0	0	0	0	0	0				0	0	0.00	0	0.00	0	0
	(c) Alternate Investment Funds		0	0	0	0	0	0				0	0	0.00	0	0.00	0	0
	(d) Foreign Venture Capital Investor		0	0	0	0	0	0				0	0	0.00	0	0.00	0	0
	(e) Foreign Portfolio Investors		0	0	0	0	0	0				0	0	0.00	0	0.00	0	0
	(f) Financial Institutions/Banks		0	0	0	0	0	0				0	0	0.00	0	0.00	0	0
	(g) Insurance Companies		0	0	0	0	0	0				0	0	0.00	0	0.00	0	0
	(h) Provident Fund/Pensions Funds		0	0	0	0	0	0				0	0	0.00	0	0.00	0	0
	(i) Any Other Specify		0	0	0	0	0	0				0	0	0.00	0	0.00	0	0
	Sub Total (B)(1)		0	0	0	0	0	0				0	0	0.00	0	0.00	0	0
2	Central Government/State Government/President of India		0	0	0	0	0	0				0	0	0.00	0	0.00	0	0
	Sub Total (B)(2)		0	0	0	0	0	0				0	0	0.00	0	0.00	0	0
3	Non-Institutions																	
	(a) 1. Individual Shareholders holding Nominal Share Capital Up to 2 Lacs		68	113026	0	1E+05	3.65				0	3.65	0	0.00	0	0.00	0	0
	2. Individual Shareholders holding Nominal Share Capital Above 2 Lacs		21	2179994	0	2E+06	70.49				0	70.49	0	0.00	0	0.00	0	0
	JITENDRA GOHIL	685		422500	0	4E+05	13.66				0	13.66	0	0.00	0	0.00	0	0
	PRABHAVATIBEN NATVARBHAI PATLIYA	688		325000	0	3E+05	10.51				0	10.51	0	0.00	0	0.00	0	0
	NEETA GANPATBHAI DABHI	684		325000	0	3E+05	10.51				0	10.51	0	0.00	0	0.00	0	0
	NIRAV SHAH	683		162500	0	2E+05	5.25				0	5.25	0	0.00	0	0.00	0	0
	TEJASH HASMUKHBHAI PATEL	ECAPP7906N		89500	0	89500	2.89				0	2.89	0	0.00	0	0.00	0	0
	SOHILKUMAR PRAVINKUMAR PATEL	CRSPP6229H		89500	0	89500	2.89				0	2.89	0	0.00	0	0.00	0	0
	PATEL CHIRAG VIJAYBHAI	ANVPP5598A		89500	0	89500	2.89				0	2.89	0	0.00	0	0.00	0	0
	DAMYANTIBEN PATEL	AJKPP8772D		89500	0	89500	2.89				0	2.89	0	0.00	0	0.00	0	0
	PRAKASH PRAJAPATI	687		78700	0	78700	2.54				0	2.54	0	0.00	0	0.00	0	0
	RAMJIBHAI BHIMJIBHAI PATEL	AHRPP3444M		54495	0	54495	1.76				0	1.76	0	0.00	0	0.00	0	0
	PATEL BHAVNABEN DHIRAJLAL	AHRPP3454D		53860	0	53860	1.74				0	1.74	0	0.00	0	0.00	0	0
	PATEL DILIPBHAI SHANTILAL	APLPP7101B		49850	0	49850	1.61				0	1.61	0	0.00	0	0.00	0	0
	CHANDRAKANT VINOD PATEL	ABAPP2970M		49725	0	49725	1.61				0	1.61	0	0.00	0	0.00	0	0
	CHANDRAKANT VINOD PATEL (HUF)	AAEHC5443H		49640	0	49640	1.61				0	1.61	0	0.00	0	0.00	0	0
	NIRAV SHAH	FRAPS6808G		49500	0	49500	1.6				0	1.6	0	0.00	0	0.00	0	0
	CHIRAG VIJAYBHAI PATEL	ANVPP5984A		49500	0	49500	1.6				0	1.6	0	0.00	0	0.00	0	0
	ROHIT LALWANI	ALJPL9526E		40140	0	40140	1.3				0	1.3	0	0.00	0	0.00	0	0



	DHARMSHIBHAI LALJIBHAI PATEL	ACXPP6743J		40000	0	40000	1.29				0	1.29	0	0.00	0	0.00	0
	(b) NBFCs Registered with RBI		0	0	0	0	0				0	0	0	0.00	0	0.00	0
	(c) Employee Trusts		0	0	0	0	0				0	0	0	0.00	0	0.00	0
	(d) Overseas Depositories (Holding DRs) (Balancing Figure)		0	0	0	0	0				0	0	0	0.00	0	0.00	0
	(e) Any other (Specity)																
	(e1) Bodies Corporate		0	0	0	0	0				0	0	0	0.00	0	0.00	0
	(e2) Non Resident Indians		0	0	0	0	0				0	0	0	0.00	0	0.00	0
	(e3) Resident Indian Huf		4	280	0	280	0.01				0	0.01	0	0.00	0	0.00	0
	(e4) Trusts		0	0	0	0	0				0	0	0	0.00	0	0.00	0
	(e5) Clearing Members/House		0	0	0	0	0				0	0	0	0.00	0	0.00	0
	(e6) Others		0	0	0	0	0				0	0	0	0.00	0	0.00	0
	(e7) IEPF		0	0	0	0	0				0	0	0	0.00	0	0.00	0
	Sub Total (B)(3)		93	2293300	0	2E+06	74.16				0	74.16	0	0.00	0	0.00	0
	Total Public Shareholding (B)= (B)(1)+(B)(2) + B (3)		93	2293300	0	2E+06	74.16				0	74.16	0	0.00	0	0.00	0



Table IV - Statement showing shareholding pattern of the Non Promoter- Non Public shareholder

Category & Name of the Shareholders	PAN	No. of shareholder	No. of fully paid up equity shares held	Partly paid-up equity shares held	Nos. of shares underlying Depository Receipts	Total no. shares held	Shareholding % calculate d as per SCRR, 1957 As a % of (A+B+C2)	Number of Voting Rights held in each class of securities			No. of Shares Underlying Outstanding convertible securities (including Warrants)	Total shareholding , as a % assuming full conversion of convertible securities (as a percentage of diluted share capital)	Number of Locked in shares		Number of Shares pledged or otherwise encumbered		Number of equity shares held in dematerializ ed form (Not Applicable)	
								No of Voting Rights					Total as a % of Total Voting rights	No.	As a % of total Shares held	No. (Not applicable)		As a % of total share s held (Not applic able)
								Class X	Class Y	Total								
(i)	(ii)	(iii)	(iv)	(v)	(vi)	(vii)=(iv)+(v)+(vi)	(viii)	(ix)			(x)	(xi)= (vii)+(x)	(xii)		(xiii)	(xiv)		
1 Custodian/DR																		
(a) Name of DR Holder (if Available)		0	0	0		0	0				0	0	0	0.00	0	0.00	0	
2 Employees Benefit Trust (Under SEBI (Share Based Employee Benefit Regulation 2014)																		
(a) Name of DR Holder (if Available)		0	0	0		0	0				0	0	0	0.00	0	0.00	0	
Total Non Promoter Non Public Shareholding (C)= (C)(1)+(C)(2)		0	0	0		0	0				0	0	0	0.00	0	0.00	0	




Table V - Statement Showing Details of Significant beneficial Owners (SBOs)

Sr .No.	Details of the SBO			Details of the Registered Owner			Details of Holding/ exercise of right of the SBO in the reporting company, Whether direct or Indirect			Date of creation / acquisition of significant beneficial interest	
	(I)			(II)			(III)				(IV)
	Name	PAN/Passport No. in case of a foreign national	Nationality	Name	PAN/Passport No. in case of a foreign national	Nationality	Whether by Virtue of :				
							Shares		%		
							Voting Rights		%		
							Rights of distributable dividend or any other distribution		%		
							Exercise of control				
							Exercise of significant influence				

* In case the nature of the holding/ exercise of the right of a SBO falls under multiple categories specified under (a) to (e) under Column III, multiple rows for the same SBO shall be inserted ...accordingly for each of the categories.

* This column shall have the details as specified by the listed entity under Form No. BEN-2 as submitted to the Registrar.




KONARK BUILDERS & DEVELOPERS LTD

DISTRIBUTION OF 30925000 EQUITY SHARE CAPITAL AS ON :30/06/2019

Nominal Value of Each Share : Rs. 10

Share or Debenture holdin (Rs.)	Number of Shareholders	% to Total Numbers	Share or Debenture holdin (Rs.)	% to Total Amount
1	2	3	4	5
Up To 5,000	50	53.19	74750	0.24
5001 To 10,000	3	3.19	19350	0.06
10001 To 20,000	7	7.45	100550	0.33
20001 To 30,000	4	4.26	99850	0.32
30001 To 40,000	2	2.13	66950	0.22
40001 To 50,000	1	1.06	48950	0.16
50001 To 1,00,000	1	1.06	94800	0.31
1,00,000 and Above	26	27.66	30419800	98.37
Total	94	100	30925000	100



Individual Shareholders Holding Nominal Share Captial Above Rs. 1 Lac

Sr.No	Folio No	Name of Shareholders	Pan Number	Shares	%	Code	Category
1	685	JITENDRA GOHIL	685	422500	13.66	B3A	RESIDENT ORDINARY
2	688	PRABHAVATIBEN NATVARBHAI PATLIYA	688	325000	10.51	B3A	RESIDENT ORDINARY
3	684	NEETA GANPATBHAI DABHI	684	325000	10.51	B3A	RESIDENT ORDINARY
4	683	NIRAV SHAH	683	162500	5.25	B3A	RESIDENT ORDINARY
5	592	TEJASH HASMUKHBHAI PATEL	ECAPP7906N	89500	2.89	B3A	RESIDENT ORDINARY
6	537	SOHILKUMAR PRAVINKUMAR PATEL	CRSPP6229H	89500	2.89	B3A	RESIDENT ORDINARY
7	534	PATEL CHIRAG VIJAYBHAI	ANVPPS598A	89500	2.89	B3A	RESIDENT ORDINARY
8	593	DAMYANTIBEN PATEL	AJKPP8772D	89500	2.89	B3A	RESIDENT ORDINARY
9	687	PRAKASH PRAJAPATI	687	78700	2.54	B3A	RESIDENT ORDINARY
10	971	RAMJIBHAI BHIMJIBHAI PATEL	AHRPP3444M	54495	1.76	B3A	RESIDENT ORDINARY
11	992	PATEL BHAVNABEN DHIRAJLAL	AHRPP3454D	53860	1.74	B3A	RESIDENT ORDINARY
12	958	PATEL DILIPBHAI SHANTILAL	APLPP7101B	49850	1.61	B3A	RESIDENT ORDINARY
13	861	CHANDRAKANT VINOD PATEL	ABAPP2970M	49725	1.61	B3A	RESIDENT ORDINARY
14	574	CHANDRAKANT VINOD PATEL (HUF)	AAEHC5443H	49640	1.61	B3A	RESIDENT ORDINARY
15	18	NIRAV SHAH	FRAPS6808G	49500	1.6	B3A	RESIDENT ORDINARY
16	533	CHIRAG VIJAYBHAI PATEL	ANVPP5984A	49500	1.6	B3A	RESIDENT ORDINARY
17	577	ROHIT LALWANI	ALJPL9526E	40140	1.3	B3A	RESIDENT ORDINARY
18	594	DHARMSHIBHAI LALJIBHAI PATEL	ACXPP6743J	40000	1.29	B3A	RESIDENT ORDINARY
19	1046	KHOKHAR DHARMESHBHAI NARSHIBHAI	DCFPK5045F	24000	0.78	B3A	RESIDENT ORDINARY
20	1020	KISHANSINH ZALA	ABEPZ1178B	24000	0.78	B3A	RESIDENT ORDINARY
21	1019	PIPALIYA DHARMESHKUMAR BABULAL	AZOPP3313J	23584	0.76	B3A	RESIDENT ORDINARY
22	1018	SHAILESH S PATEL	BEEPP6355Q	20000	0.65	B3A	RESIDENT ORDINARY
23	1021	MAHETA UMANG KALPESHKUMAR	EPAPM4261N	16000	0.52	B3A	RESIDENT ORDINARY
24	1023	DUDHREJIYA DEVANG ATULBHAI	CPCPD3384R	16000	0.52	B3A	RESIDENT ORDINARY
25	1047	PANDYA SHUBHAM KIRITKUMAR	CCSPP1797F	10786	0.35	B3A	RESIDENT ORDINARY
	Total			2242780			
	Physical	25		2242780			
	Demat	0		0			

Individual Shareholders Holding Nominal Share Captial Upto Rs. 1 Lac

	Physical	64		50240			
	Demat	0		0			
	Total Recods	64	Total Shares	50240			

