

Introductory sub-table (1)(a)

Name of the Company: KONARK BUILDERS & DEVELOPERS LTD			
Scrip Code, Name of the scrip, class of security: 24101			
Quarter ended: 31st December, 2014			
Partly paid-up shares:-		No. of partly paid-up shares	As a % of total no. of partly paid-up shares
Held by promoter/promoter group		0	0
Held by public		0	0
Total		0	0
Outstanding convertible securities:-		No. of outstanding securities	As a % of total no. of outstanding convertible securities
Held by promoter/promoter group		0	0
Held by public		0	0
Total		0	0
Warrants:-		No. of warrants	As a % of total no. of warrants
Held by promoter/promoter group		0	0
Held by public		0	0
Total		0	0
Total paid-up capital of the company, assuming full conversion of warrants and convertible securities		248000	

KONARK BUILDERS & DEVELOPERS LTD.

  
DIRECTOR

**Statement Showing Shareholding Pattern**

Category code	Category of Shareholder	Number of Shareholders	Table (I)(a)		Total shareholding as a percentage of total number of shares		Shares Pledged or otherwise encumbered	As a percentage
			Total number of shares	Number of shares held in dematerialized form	As a percentage of (A+B) <sup>1</sup>	As a percentage of (A+B+C)		
(I)	(II)	(III)	(IV)	(V)	(VI)	(VII)	(VIII)	(IX)
(A)	Shareholding of Promoter and Promoter							
1	Indian							
(a)	Individuals/ Hindu Undivided Family							
(b)	Central Government/ State Government(s)	2	64080		25.84	25.84		0.00
(c)	Bodies Corporate				0.00	0.00		#DIV/0!
(d)	Financial Institutions/ Banks				0.00	0.00		#DIV/0!
(e)	Any Others(Specify)				0.00	0.00		#DIV/0!
(e-i)					0.00	0.00		#DIV/0!
(e-ii)					0.00	0.00		#DIV/0!
	Sub Total(A)(I)	2	64080		25.84	25.84	0	0.00
2	Foreign							
a	Individuals (Non-Residents Individuals/ Foreign Individuals)				0.00	0.00		#DIV/0!
b	Bodies Corporate				0.00	0.00		#DIV/0!

KONARK BUILDERS & DEVELOPERS LTD.

*[Signature]*

DIRECTOR




ii	Individual shareholders holding nominal share capital in excess of Rs. 1 lakh.									
(c)	Qualified Foreign Investor					0.00	0.00			
(d)	Any Other (Specify)					0.00	0.00			
(d-i)						0.00	0.00			
(d-ii)						0.00	0.00			
	Sub-Total (B)(2)	518	183920	0	74.16	74.16				
(B)	Total Public Shareholding (B) = (B)(1)+(B)(2)	518	183920	0	74.16	74.16				
	TOTAL (A)+(B)	520	248000	0	100.00	100.00				
(C)	Shares held by Custodians and against which Depository Receipts have been issued									
1	Promoter and Promoter Group					0.00	0.00			#DIV/0!
2	Public					0.00	0.00			
	Sub-Total (C)	0	0	0	0	0	0			
	GRAND TOTAL (A)+(B)+(C)	520	248000	0	100.00	100.00			0	0.00

KONARK BUILDERS & DEVELOPERS LTD.




DIRECTOR

c	Institutions					0.00	0.00		#DIV/0!
d	Qualified Foreign Investor					0.00	0.00		#DIV/0!
e	Any Others (Specify)					0.00	0.00		#DIV/0!
e-i						0.00	0.00		#DIV/0!
e-ii									
	Sub Total(A)(2)	0	0	0	0	0.00	0.00	0	#DIV/0!
	Total Shareholding of Promoter and	2	64080	0	0	25.84	25.84	0	0.00
(B)	Public shareholding								
1	Institutions								
(a)	Mutual Funds/ UTI					0.00	0.00		
(b)	Financial Institutions / Banks					0.00	0.00		
(c)	Central Government/ State Government(s)								
(d)	Venture Capital Funds					0.00	0.00		
(e)	Insurance Companies					0.00	0.00		
(f)	Foreign Institutional Investors					0.00	0.00		
(g)	Foreign Venture Capital Investors					0.00	0.00		
(h)	Qualified Foreign Investor					0.00	0.00		
(i)	Any Other (specify)					0.00	0.00		
(i-ii)						0.00	0.00		
(i-ii)									
	Sub-Total (B)(1)	0	0	0	0	0.00	0.00		
B 2	Non-institutions								
(a)	Bodies Corporate					0.00	0.00		
(b)	Individuals					0.00	0.00		
1	Individuals - i. Individual shareholders holding nominal share capital up to Rs 1 lakh	518	183920			74.16	74.16		

  
**KONARK BUILDERS & DEVELOPERS LTD.**  
 DIRECTOR

Sr.No	Notes
1	
2	
3	
4	
5	
6	
7	
8	
9	


KONARK BUILDERS & DEVELOPERS LTD.  
  
DIRECTOR



(D)(b) Statement showing holding of securities (including shares, warrants, convertible securities) of persons belonging to the category "Promoter and Promoter Group"

Sr. No.	Name of the shareholder	Details of Shares held		Encumbered shares (*)			Details of warrants		Details of convertible securities		Total shares (including underlying shares assuming full conversion of warrants and convertible securities) as a % of diluted share capital
		Number of shares held	As a % of grand total (A)+(B)+(C)	No.	As a percentage	As a % of grand total (A)+(B)+(C) of sub-clause (I)(a)	Number of warrants held	As a % total number of warrants of the same class	Number of convertible securities held	As a % total number of convertible securities of the same class	
(i)	(ii)	(iii)	(iv)	(v)	(vi)=(v)/(iii)*100	(vii)	(viii)	(ix)	(x)	(xi)	(xii)
1	MADAN GOPAL TODI	52080	21.00		0.00	0.00		0	0		0
2	DEEPAK KHUMAN	12000	4.84		0.00	0.00		0	0		0
	<b>TOTAL</b>	<b>64080</b>	<b>25.84</b>	<b>0</b>	<b>0.00</b>	<b>0.00</b>	<b>0</b>	<b>0</b>	<b>0</b>	<b>0</b>	<b>0</b>

(\*) The term "encumbrance" has the same meaning as assigned to it in regulation 28(3) of the SAST Regulations, 2011

KONARK BUILDERS & DEVELOPERS LTD.  
  
 DIRECTOR

(D)(c)(i) Statement showing holding of securities (including shares, warrants, convertible securities) of persons belonging to the category "Public" and holding more than 1% of the total number of shares

Sr. No.	Name of the shareholder	Number of shares held	Shares as a percentage of total number of shares {i.e., Grand Total (A)+(B)+(C) indicated in Statement at para (D)(a) above}	Details of warrants		Details of convertible securities		Total shares (including underlying shares assuming full conversion of warrants and convertible securities) as a % of diluted share capital
				Number of warrants held	As a % total number of warrants of the same class	Number of convertible securities held	% w.r.t total number of convertible securities of the same class	
1	Vishnu Somabhai Patel	9900	3.99		0		0	
2	Hiren Lehari	9900	3.99		0		0	
3	Bhautik Darji	9900	3.99		0		0	
4	Bhupatiji Vadhela	9900	3.99		0		0	
5	Balkrushna Parikh	9900	3.99		0		0	
6	Tirth Devera	9900	3.99		0		0	
7	Ritu Mehta	9900	3.99		0		0	
8	Mayur M Shah	9900	3.99		0		0	
9	Nirav Shah	9900	3.99		0		0	
10	Illesh Prajapati	9900	3.99		0		0	
11	Ashok Patel	9900	3.99		0		0	
12	Rozy Agrawal	9900	3.99		0		0	
13	Pankaj Lodha	6874	2.77		0		0	

KONARK BUILDERS & DEVELOPERS LTD.

*Anurag*

DIRECTOR

14	Kartik Jain	9896	3.99		0		0	
15	Amit Jadav	9896	3.99		0		0	
16	Keval Ponkiya	9896	3.99		0		0	
17	Chintan Patel	9900	3.99		0		0	
18	Ankita Gupta	9900	3.99		0		0	
<b>TOTAL</b>		<b>175162</b>	<b>70.63</b>		<b>0</b>		<b>0</b>	<b>0</b>

  
**KONARK BUILDERS & DEVELOPERS LTD.**  
**DIRECTOR**



(D)(c)(ii) Statement showing holding of securities (including shares, warrants, convertible securities) of persons (together with PAC) belonging to the category "Public" and holding more than 5% of the total number of shares of the company

Sr. No.	Name(s) of the shareholder(s) and the Persons Acting in Concert (PAC) with them	Number of shares	Shares as a percentage of total number of shares {i.e., Grand Total (A)+(B)+(C) indicated in Statement at para (D)(a) above}	Details of warrants		Details of convertible securities		Total shares (including underlying shares assuming full conversion of warrants and convertible securities) as a % of diluted share capital
				Number of warrants	As a % total number of warrants of the same class	Number of convertible securities held	% w.r.t total number of convertible securities of the same class	
1			0.000		0		0	
2			0.000		0		0	
3			0.000		0		0	
4			0.000		0		0	
5			0.000		0		0	
6			0.000		0		0	
7			0.000		0		0	
8			0.000		0		0	
9			0.000		0		0	
10			0.000		0		0	
<b>TOTAL</b>		<b>0</b>	<b>0.000</b>	<b>0</b>	<b>0</b>	<b>0</b>	<b>0</b>	<b>0</b>

**KONARK BUILDERS & DEVELOPERS LTD.**  
*Sushant Kumar*  
**DIRECTOR**

(1)(d) Statement showing details of locked-in shares

Sr. No.	Name of the shareholder	Number of locked-in shares	Locked-in shares as a percentage of total number of shares {i.e., Grand Total (A)+(B)+(C) indicated in Statement at para (1)(a) above}
1			0.00
2			0.00
3			0.00
4			0.00
5			0.00
6			0.00
7			0.00
8			0.00
9			0.00
<b>TOTAL</b>		<b>0</b>	<b>0.00</b>

**KONARK BUILDERS & DEVELOPERS LTD.**



**DIRECTOR**



(II)(a) Statement showing details of Depository Receipts (DRs)

Sr. No.	Type of outstanding DR (ADRs, GDRs, SDRs, etc.)	Number of outstanding DRs	Number of shares underlying outstanding DRs	Shares underlying outstanding DRs as a percentage of total number of shares {i.e., Grand Total (A)+(B)+(C) indicated in Statement at para (I)(a) above}
1				0.00
2				0.00
3				0.00
4				0.00
5				0.00
6				0.00
7				0.00
8				0.00
9				0.00
<b>TOTAL</b>		<b>0</b>	<b>0</b>	<b>0.00</b>

KONARK BUILDERS & DEVELOPERS LTD.

  
DIRECTOR

(II)(b) Statement showing holding of Depository Receipts (DRs), where underlying shares held by "promoter/promoter group" are in excess of 1% of the total number of shares

Sr. No.	Name of the DR Holder	Type of outstanding DR (ADRs, GDRs, SDRs, etc.)	Number of shares underlying outstanding DRs	Shares underlying outstanding DRs as a percentage of total number of shares {i.e., Grand Total (A)+(B)+(C) indicated in Statement at para (I)(a) above}
1				0.00
2				0.00
3				0.00
4				0.00
5				0.00
6				0.00
7				0.00
8				0.00
9				0.00
<b>TOTAL</b>			<b>0</b>	<b>0.00</b>

KONARK BUILDERS & DEVELOPERS LTD.

  
DIRECTOR